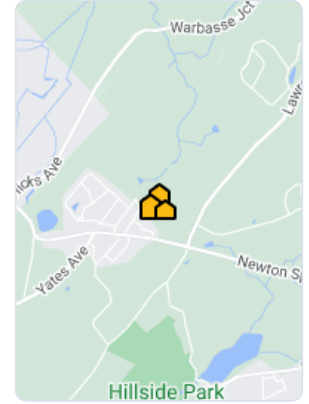


Market Trends

Property Type: SF + Condo/TH/Apt

March 2024

Market Type



Key Details

Months of Inventory	List to Sold Price %	Median Days in RPR	Median Sold Price
1.69 ↓ 2.31% MoM	101.9% ↓ 0.83% MoM	25 ↓ 10.71% MoM	\$370,000 ↓ 2.89% MoM

Realtors Property Resource®, LLC

Source: Listings

Median Estimated Property Value

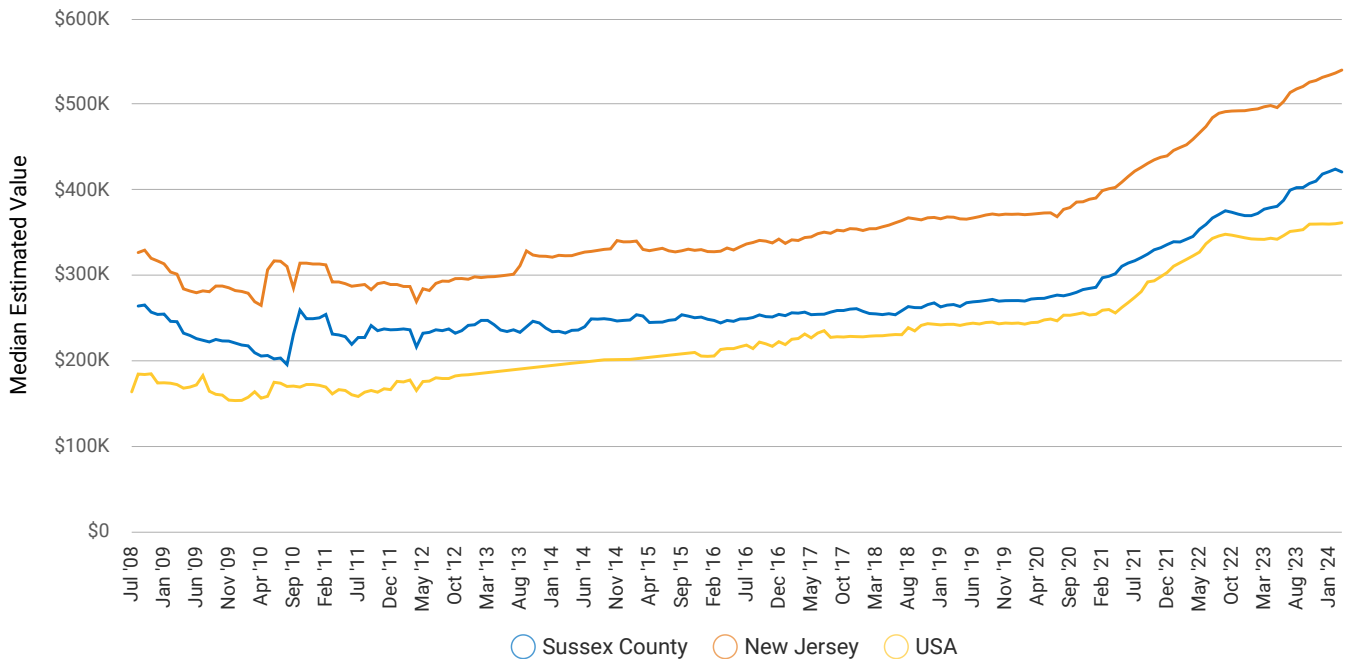
March 2024

Property Type: SF + Condo/TH/Apt

Median Estimated Value
\$420,730

Last Month Change
-0.8%

12 Month Change
+11.5%



Realtors Property Resource®, LLC

Source: Public Records and Listings

New Listings

March 2024

Property Type: SF + Condo/TH/Apt

Median List Price

\$389,900

↑ 2.9% MoM

of Properties

221

↑ 13.3% MoM

Median \$/Sqft

\$245

↓ 0.4% MoM

Total \$ Volume

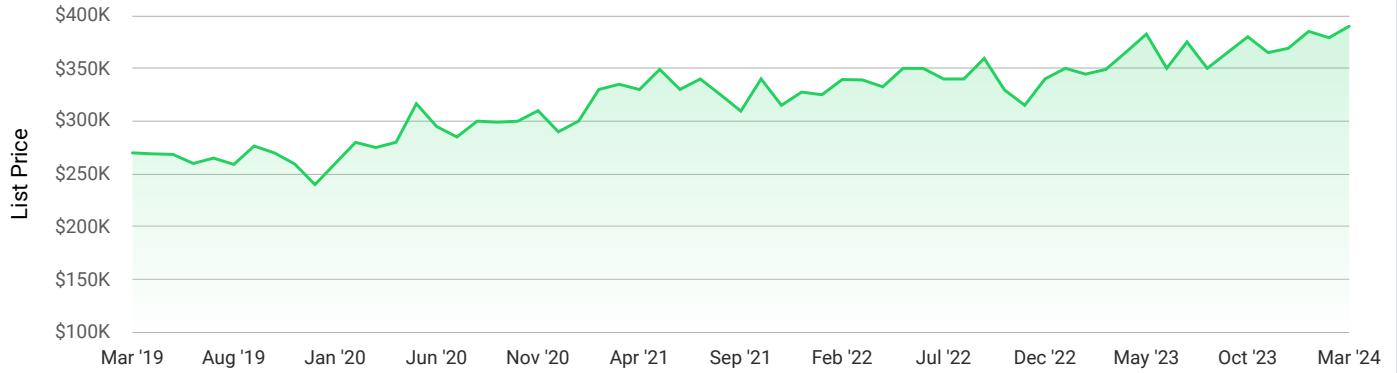
\$103,458,096

↑ 30.1% MoM

Median Living Area Sqft

1,519

↑ 0.1% MoM



Realtors Property Resource®, LLC

Source: Listings

Active Listings

March 2024

Property Type: SF + Condo/TH/Apt

Median List Price

\$400,000

↑ 0.2% MoM

of Properties

281

↓ 2.4% MoM

Median Days in RPR

26

↓ 21.2% MoM

Median \$/Sqft

\$247

↑ 0.4% MoM

Total \$ Volume

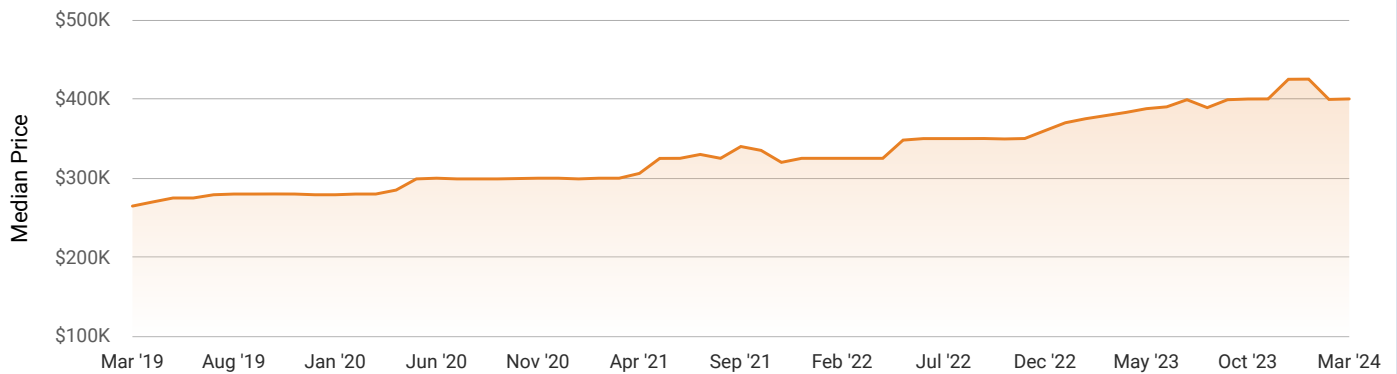
\$136,379,147

↑ 3% MoM

Median Living Area Sqft

1,546

↓ 0.8% MoM



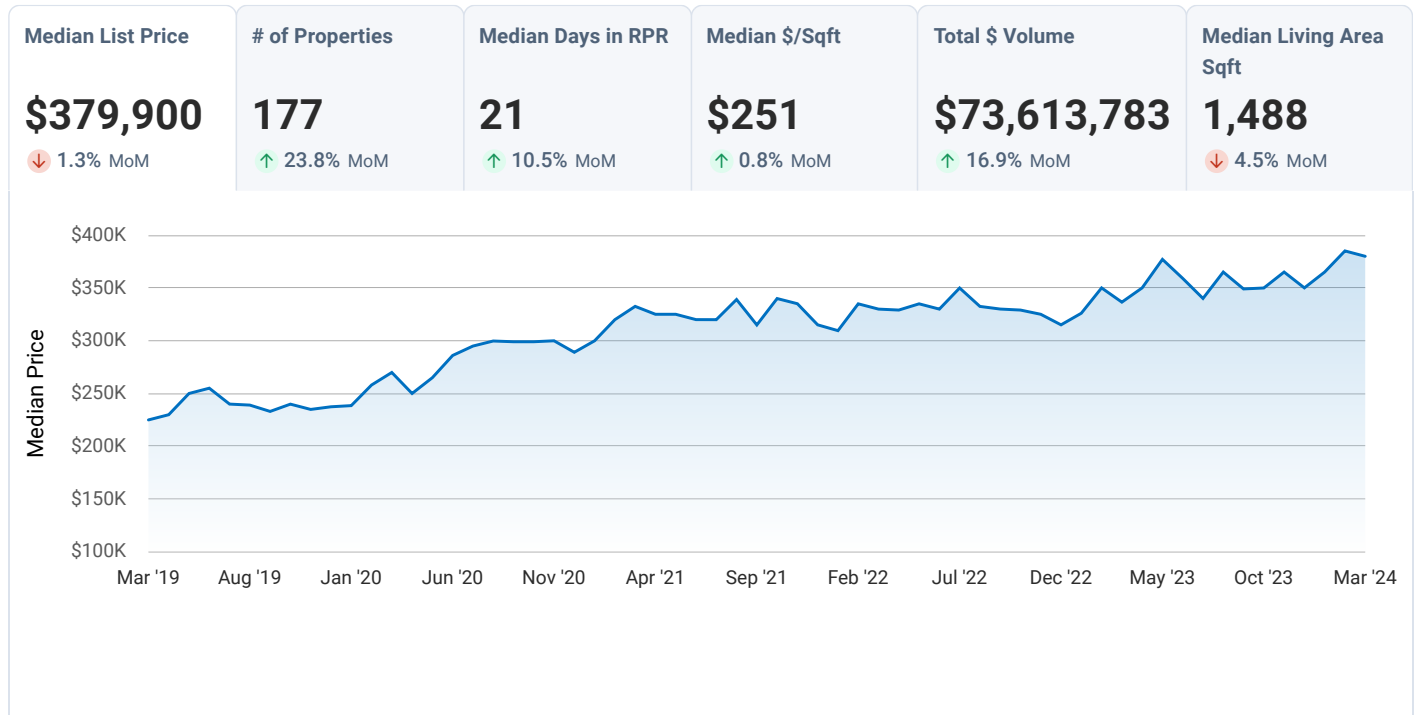
Realtors Property Resource®, LLC

Source: Listings

New Pending Listings

March 2024

Property Type: SF + Condo/TH/Apt



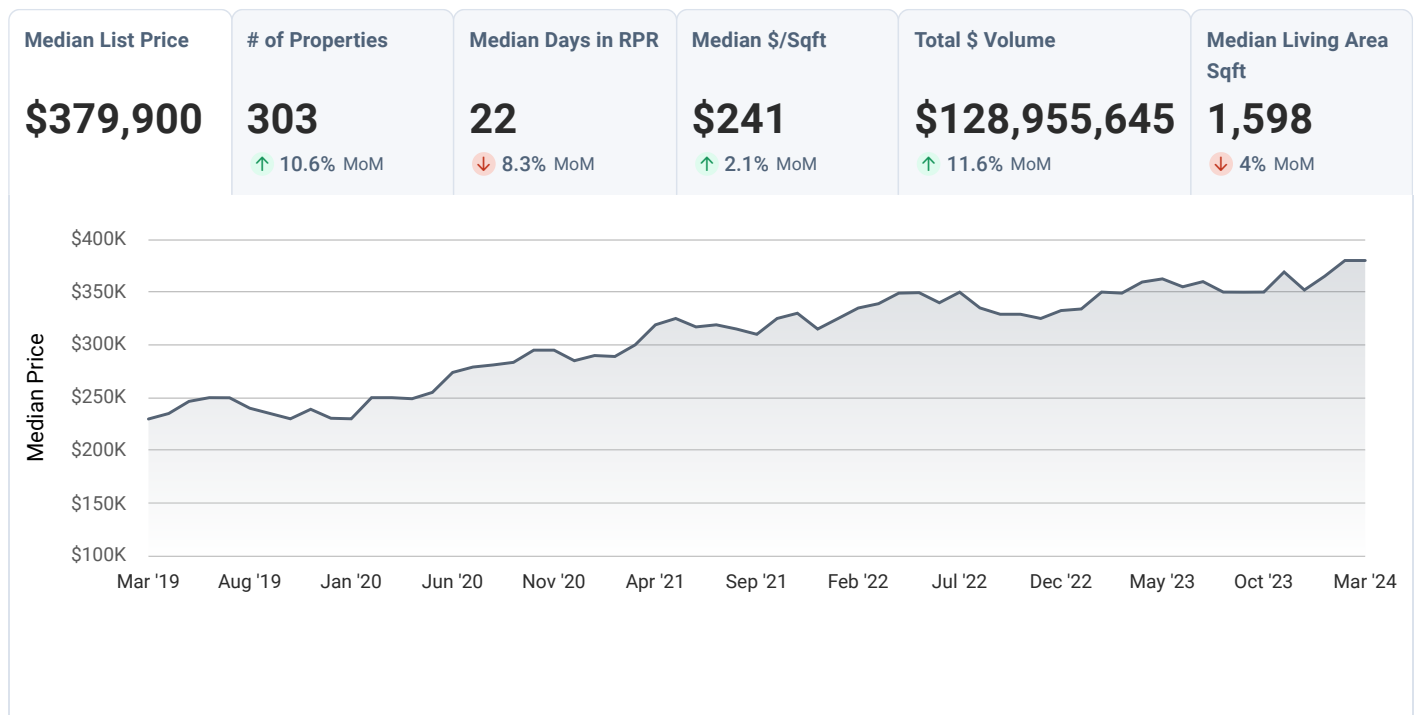
Realtors Property Resource®, LLC

Source: Listings

Pending Listings

March 2024

Property Type: SF + Condo/TH/Apt



Realtors Property Resource®, LLC

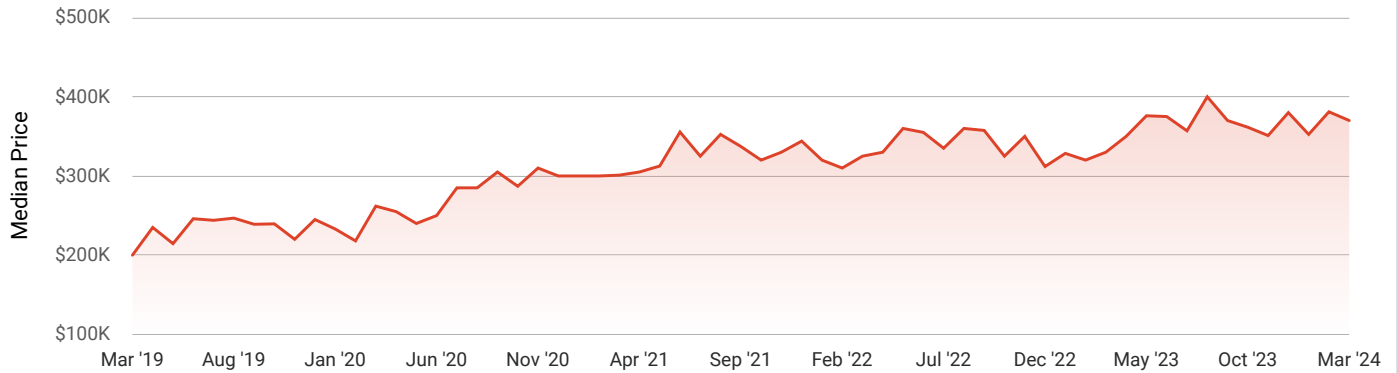
Source: Listings

Sold Listings

March 2024

Property Type: SF + Condo/TH/Apt

Median Sold Price	# of Properties	Avg. List to Sale Price %	Median Days in RPR	Median \$/Sqft	Total \$ Volume
\$370,000	129	101.88%	25	\$257	\$52,088,160
↓ 2.9% MoM	↑ 31.6% MoM	↓ 0.8% MoM	↓ 10.7% MoM	↑ 10.3% MoM	↑ 23.9% MoM



Realtors Property Resource®, LLC

Source: Listings

Months Supply of Inventory

March 2024

Property Type: SF + Condo/TH/Apt

Months Supply of Inventory

1.69

Last Month Change

-2.3%

12 Month Change

-12.9%



Realtors Property Resource®, LLC

Source: Listings

Sold Public Records

March 2024

Property Type: SF + Condo/TH/Apt

Median Sold Price

\$302,500

↓ 15.5% MoM

of Properties

42

↓ 61.1% MoM

Median \$/Sqft

\$264

↑ 11.9% MoM

Median Living Area Sqft

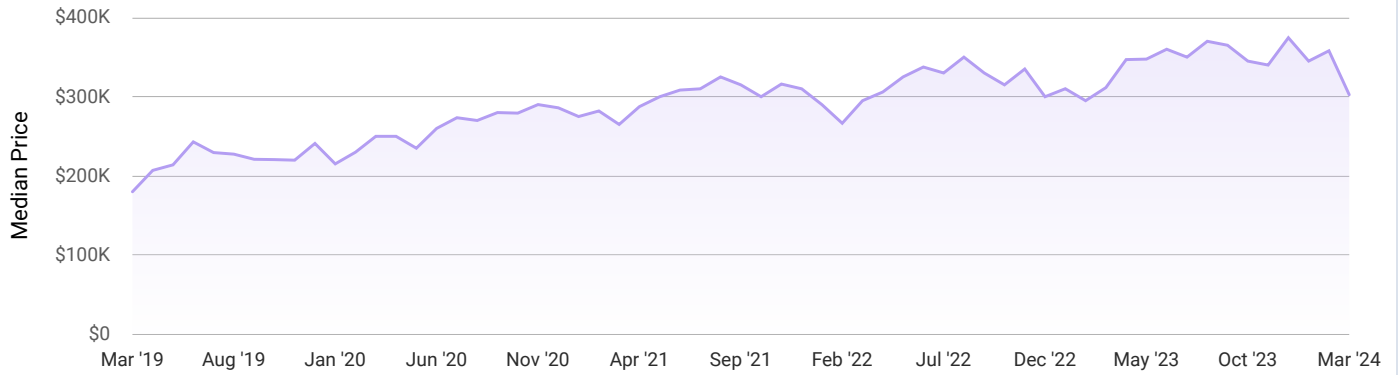
1,087

↓ 32.4% MoM

Total \$ Volume

\$15,463,299

↓ 63.5% MoM



Realtors Property Resource®, LLC

Source: Public Records